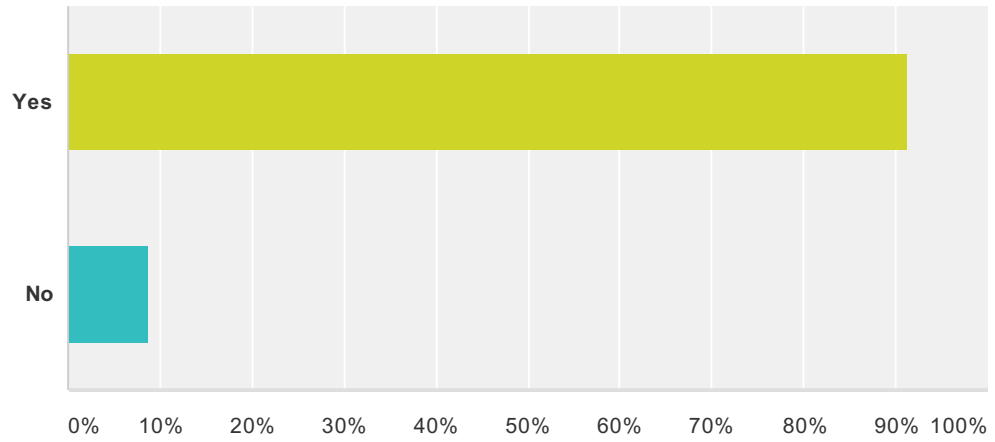


### Q1 Do you do spiritual practices?

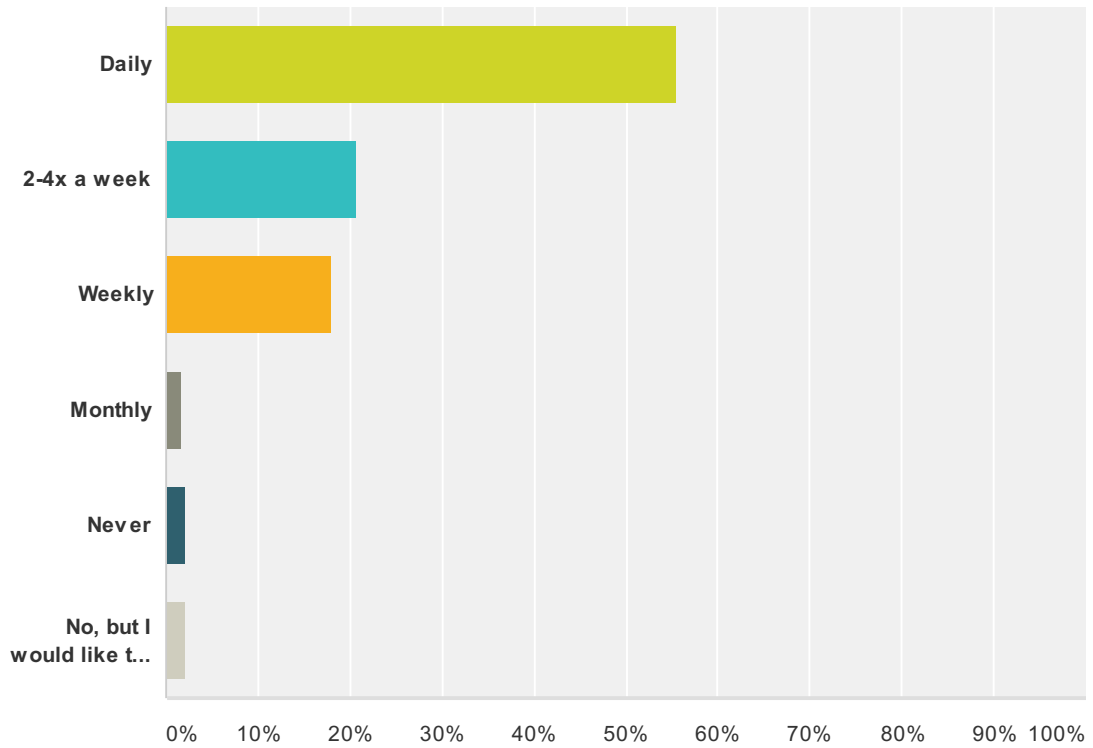
Answered: 183 Skipped: 16



Answer Choices	Responses
Yes	91.26% 167
No	8.74% 16
<b>Total</b>	<b>183</b>

## Q2 How often do you participate in spiritual practices?

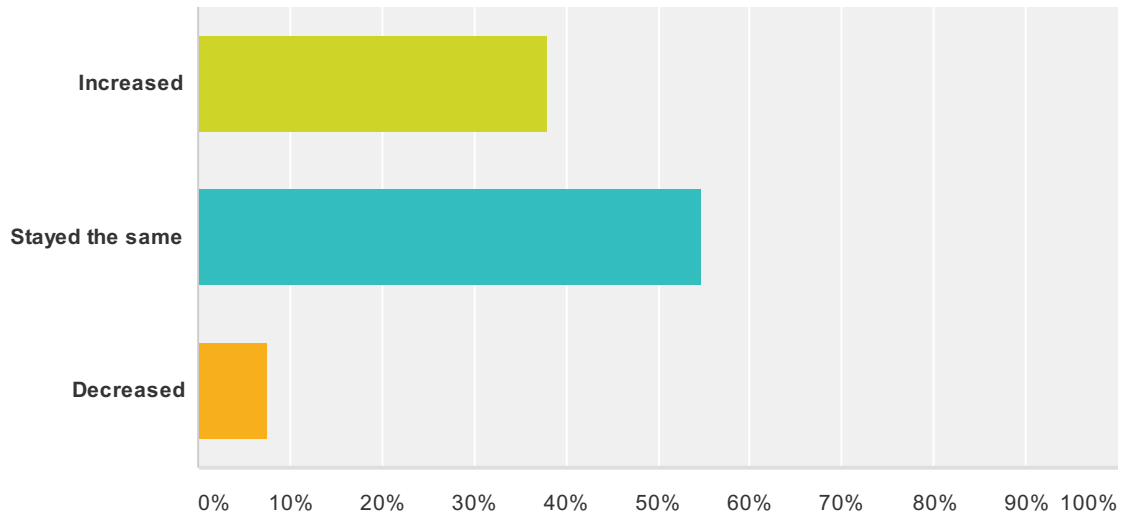
Answered: 184 Skipped: 15



Answer Choices	Responses
Daily	55.43% 102
2-4x a week	20.65% 38
Weekly	17.93% 33
Monthly	1.63% 3
Never	2.17% 4
No, but I would like to learn	2.17% 4
<b>Total</b>	<b>184</b>

### Q3 In the past 6 months, have your practices...

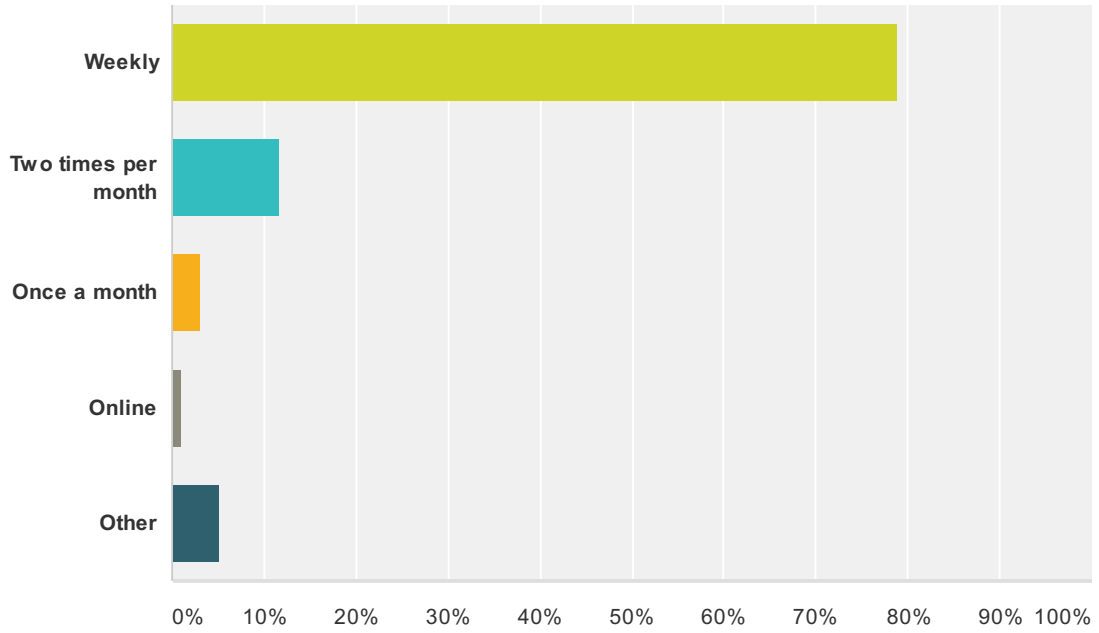
Answered: 174 Skipped: 25



Answer Choices	Responses	
Increased	37.93%	66
Stayed the same	54.60%	95
Decreased	7.47%	13
<b>Total</b>		<b>174</b>

### Q4 How often do you attend Sunday morning worship?

Answered: 195 Skipped: 4



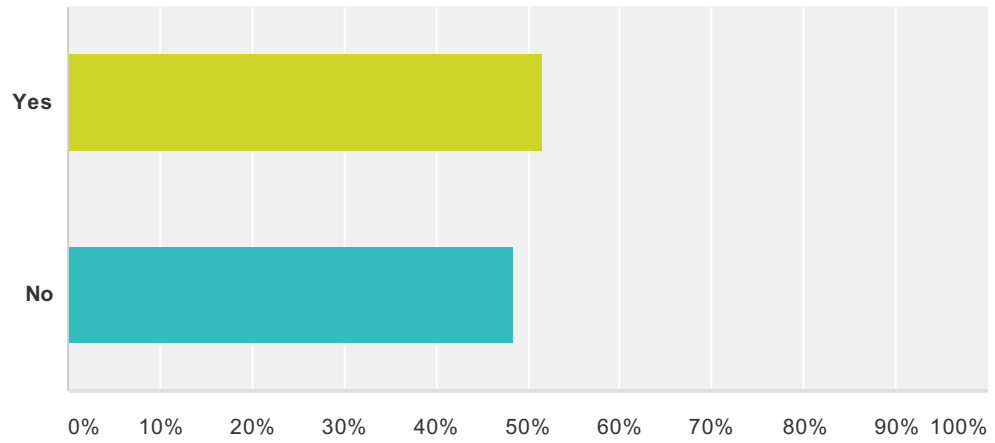
Answer Choices	Responses	Count
Weekly	78.97%	154
Two times per month	11.79%	23
Once a month	3.08%	6
Online	1.03%	2
Other	5.13%	10
<b>Total</b>		<b>195</b>

**Q5 What prevents you from regular attendance?**

Answered: 16 Skipped: 183

### Q6 Are you currently in a small group (eg. men's, women's, couple, youth)?

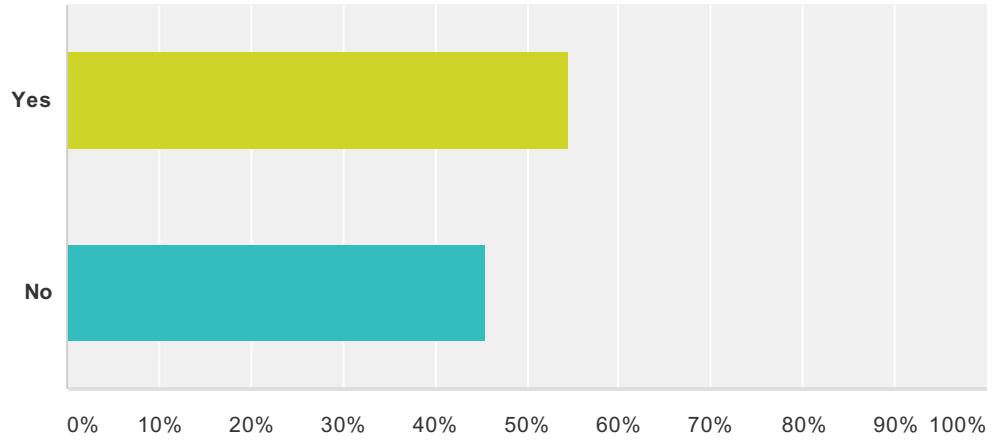
Answered: 190 Skipped: 9



Answer Choices	Responses	
Yes	51.58%	98
No	48.42%	92
<b>Total</b>		<b>190</b>

### Q7 Would you like to be a part of a small group?

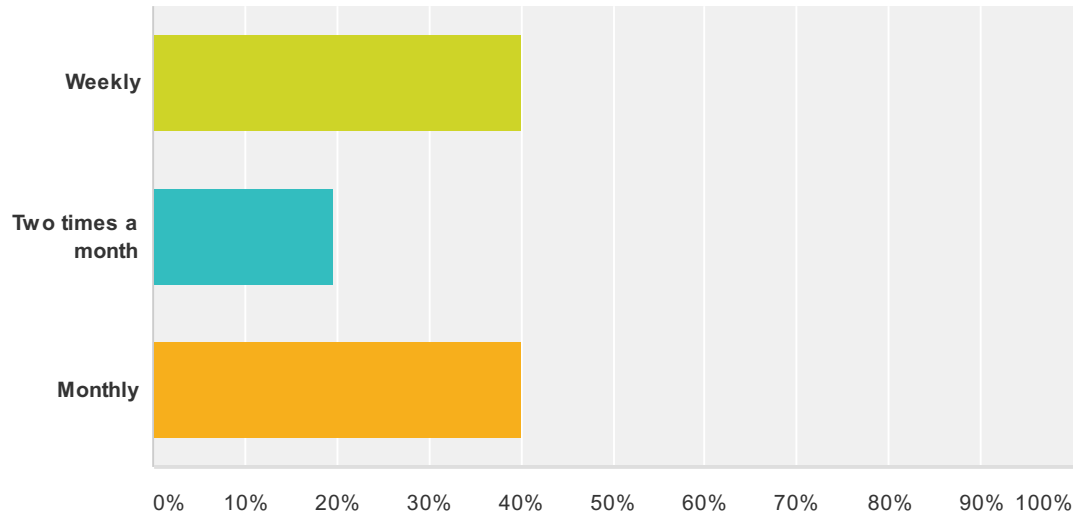
Answered: 114 Skipped: 85



Answer Choices	Responses	
Yes	54.39%	62
No	45.61%	52
<b>Total</b>		<b>114</b>

### Q8 If yes, meeting how often?

Answered: 112 Skipped: 87

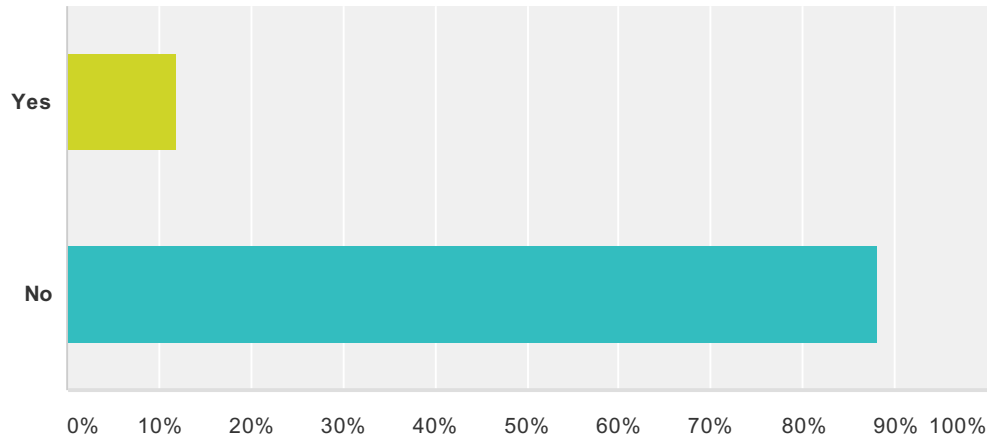


Answer Choices	Responses	
Weekly	40.18%	45
Two times a month	19.64%	22
Monthly	40.18%	45
<b>Total</b>		<b>112</b>



### Q9 Would you like to lead a group?

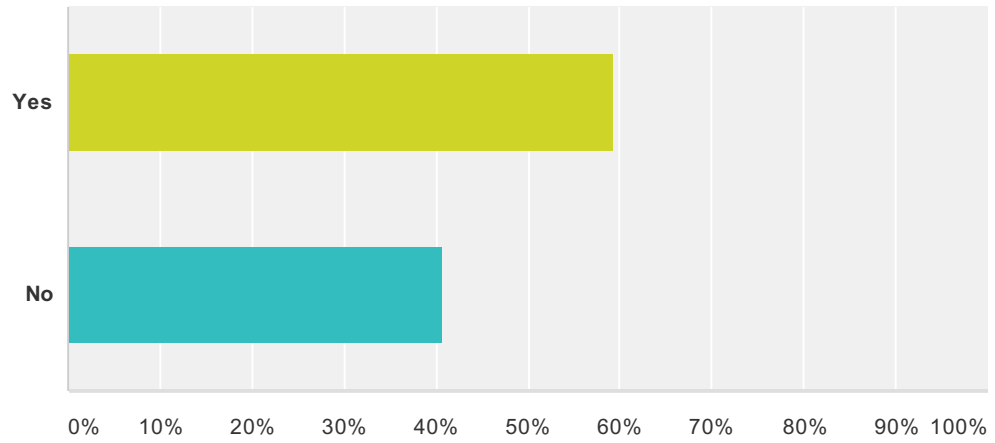
Answered: 144 Skipped: 55



Answer Choices	Responses	
Yes	11.81%	17
No	88.19%	127
<b>Total</b>		<b>144</b>

### Q10 Are you regularly serving in the church?

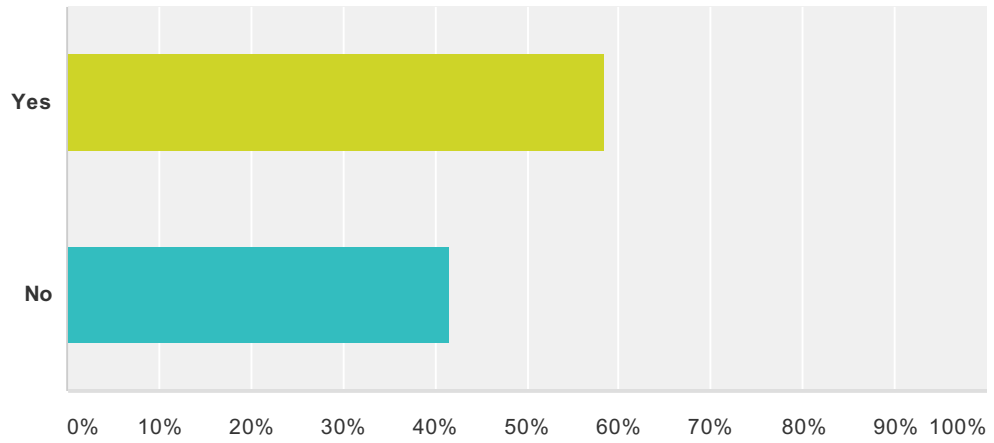
Answered: 187 Skipped: 12



Answer Choices	Responses	
Yes	59.36%	111
No	40.64%	76
<b>Total</b>		<b>187</b>

### Q11 Are you serving regularly outside the church?

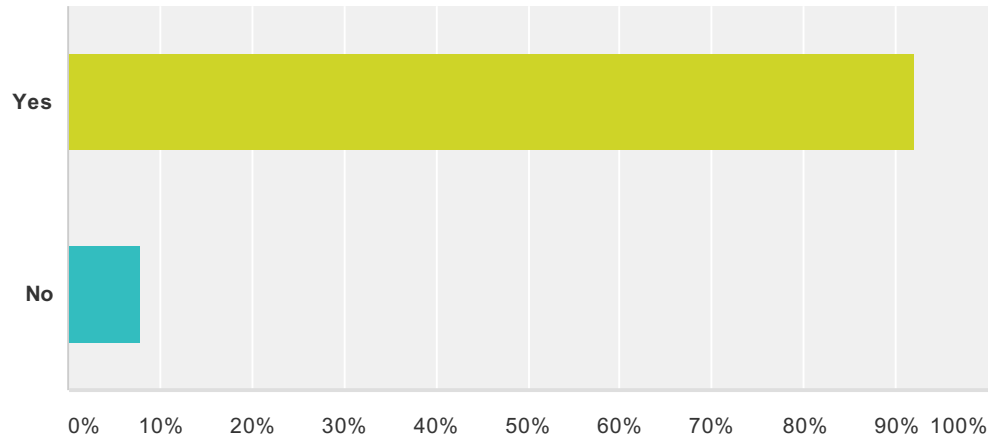
Answered: 183 Skipped: 16



Answer Choices	Responses	
Yes	58.47%	107
No	41.53%	76
<b>Total</b>		<b>183</b>

### Q12 Are you enjoying what you are doing?

Answered: 163 Skipped: 36



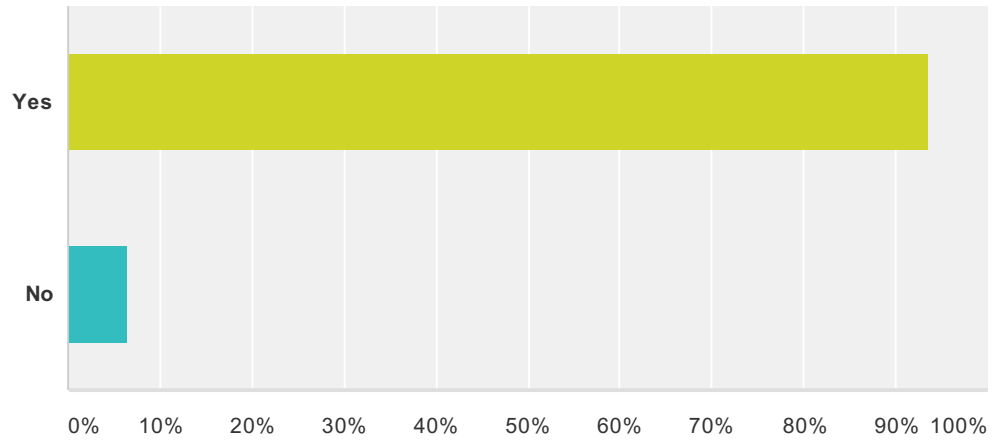
Answer Choices	Responses	
Yes	92.02%	150
No	7.98%	13
<b>Total</b>		<b>163</b>

**Q13 Why?**

Answered: 96 Skipped: 103

### Q14 Do you know what tithing means?

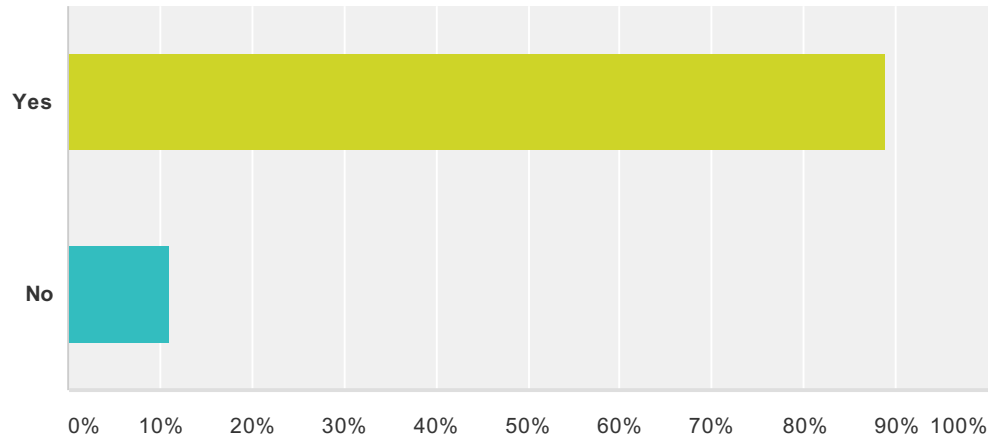
Answered: 185 Skipped: 14



Answer Choices	Responses	
Yes	93.51%	173
No	6.49%	12
<b>Total</b>		<b>185</b>

### Q15 Do you give regularly?

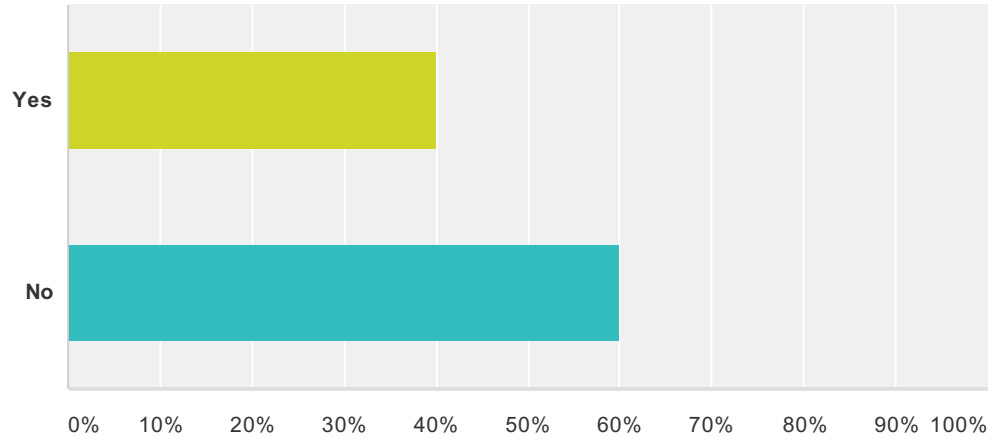
Answered: 189 Skipped: 10



Answer Choices	Responses	
Yes	88.89%	168
No	11.11%	21
<b>Total</b>		<b>189</b>

### Q16 Do you give off the top with a percentage?

Answered: 167 Skipped: 32

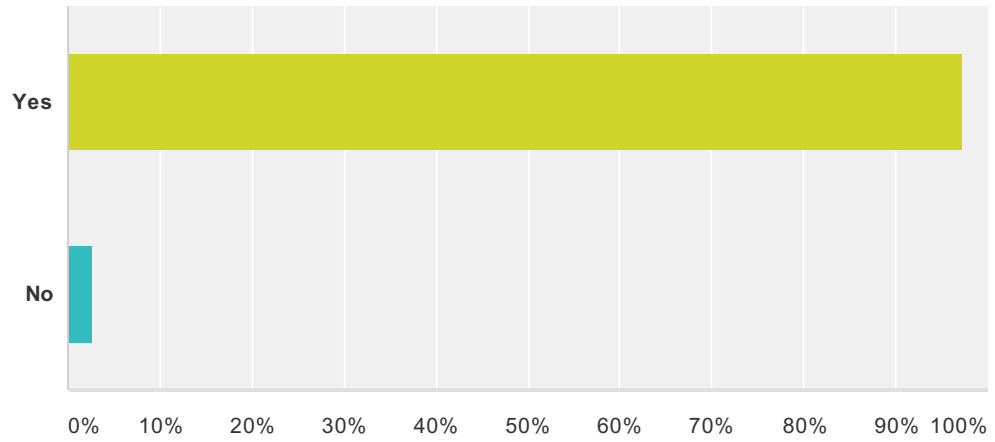


Answer Choices	Responses
Yes	40.12% 67
No	59.88% 100
<b>Total</b>	<b>167</b>



### Q17 Are you a joyful giver?

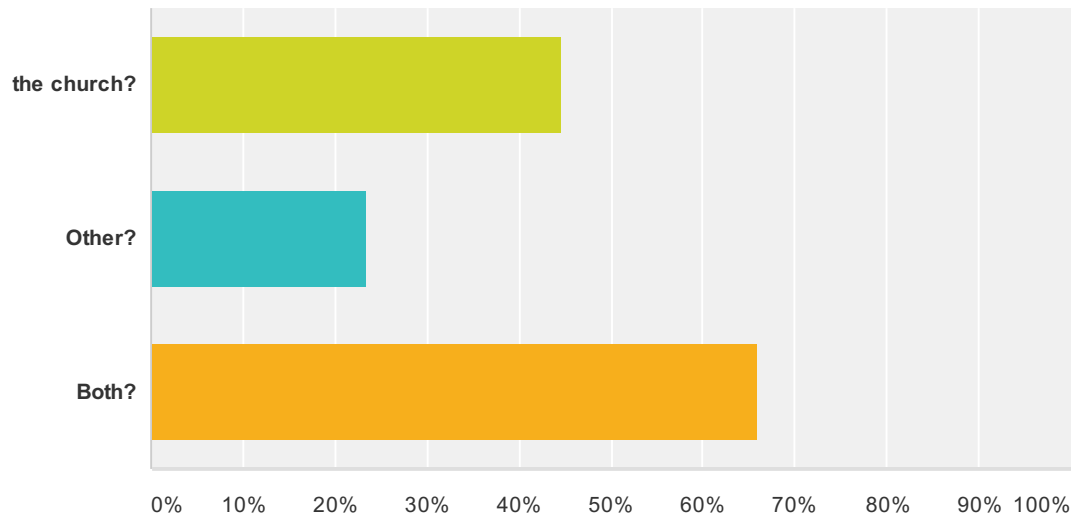
Answered: 181 Skipped: 18



Answer Choices	Responses	
Yes	97.24%	176
No	2.76%	5
<b>Total</b>		<b>181</b>

### Q18 Do you give to...

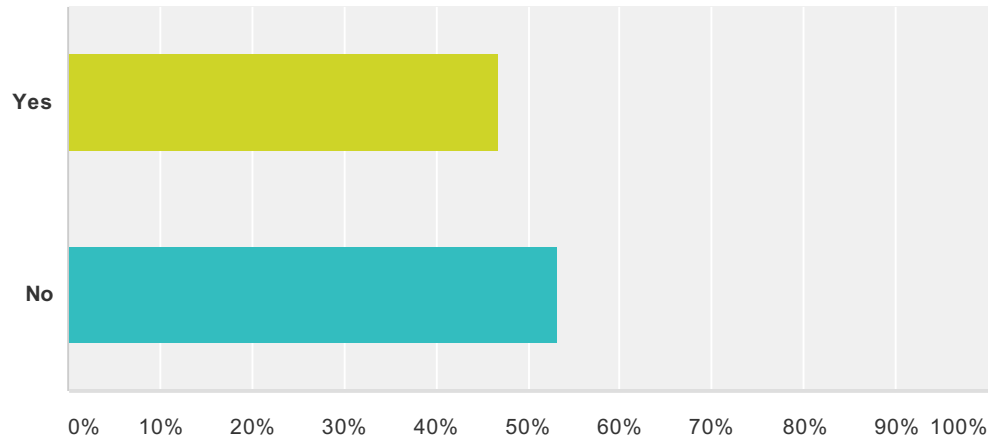
Answered: 179 Skipped: 20



Answer Choices	Responses	
the church?	44.69%	80
Other?	23.46%	42
Both?	65.92%	118
<b>Total Respondents: 179</b>		

### Q19 Have you invited someone to church in the last month?

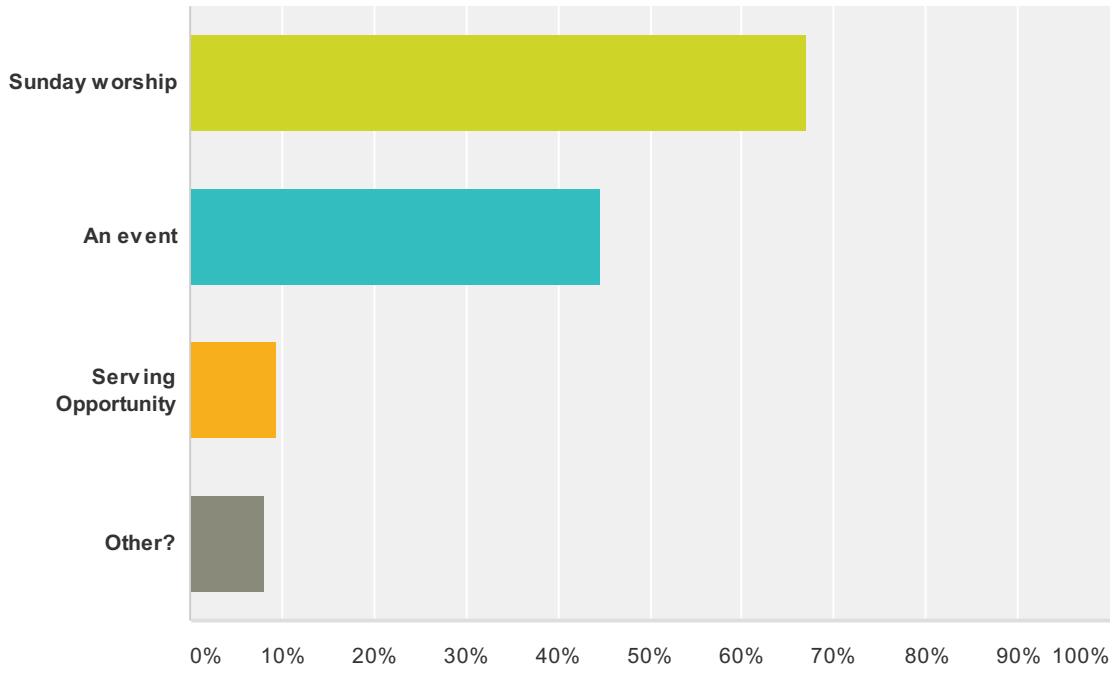
Answered: 186 Skipped: 13



Answer Choices	Responses	
Yes	46.77%	87
No	53.23%	99
<b>Total</b>		<b>186</b>

### Q20 Was it to...

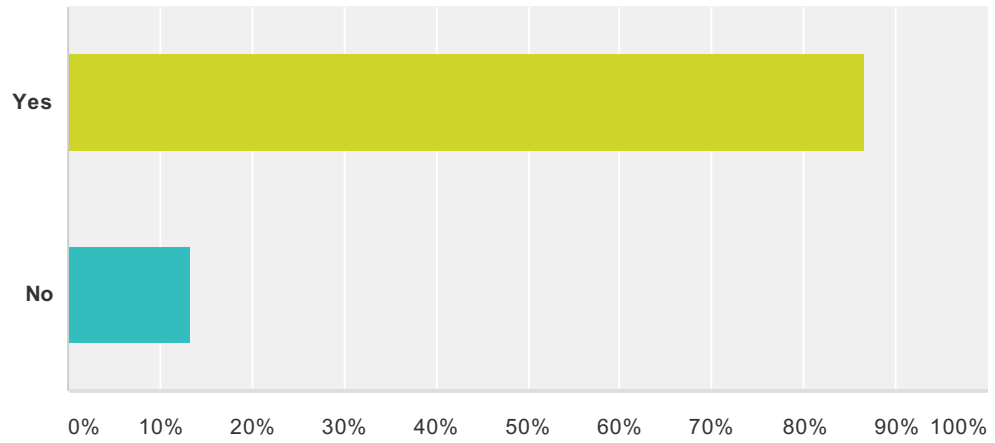
Answered: 85 Skipped: 114



Answer Choices	Responses
Sunday worship	67.06% 57
An event	44.71% 38
Serving Opportunity	9.41% 8
Other?	8.24% 7
<b>Total Respondents: 85</b>	

### Q21 Have you talked with someone about God/faith/church outside of NBUC?

Answered: 180 Skipped: 19



Answer Choices	Responses	
Yes	86.67%	156
No	13.33%	24
<b>Total</b>		<b>180</b>

**Q22 In a sentence, what would help you invite someone or share your faith?**

Answered: 61 Skipped: 138

**Q23 What is one thing that you love about NBUC?**

Answered: 165 Skipped: 34

**Q24 What would be one suggestion for improvement?**

Answered: 88 Skipped: 111



**Q25 If you would like us to contact you for follow-up on any of the above, please include your contact info below.**

Answered: 46 Skipped: 153

Answer Choices	Responses
Name:	97.83% 45
Company:	0.00% 0
Address 1:	30.43% 14
Address 2:	0.00% 0
City/Town:	0.00% 0
State/Province:	0.00% 0
ZIP/Postal Code:	0.00% 0
Country:	0.00% 0
Email Address:	39.13% 18
Phone Number:	41.30% 19